


INCOME AND EXPENDITURE ACCOUNT FOR THE YEAR ENDING 31-3-22

EXPENDITURE		Rs.ps	L.Y.F.	INCOME		Rs.ps
41,850	To Advertisement	1,89,292.00	1,60,681.00	By Interest from Bank		
1,02,495	To Admission Expenses	7,05,164.16	13,05,965.01	By Misc. Receipts		1,15,857.00
7,226	To Bank Charges	7,158.39	33,500.00	By Sale of Applications		18,82,779.01
1,11,806	To Campus Maintenance	1,16,037.00	5,17,45,802.00	By Tuition Fees		1,05,000.00
2,58,420	To Consumables	1,07,713.00	2,38,056.00	By Rent from Bank (PNB)		5,12,73,300.00
24,543	To Conveyance	33,838.00		By Excess of Expenditure over Income		2,38,056.00
14,30,205	To E.B. Charges	15,80,698.00				
61,707	To Education Career	17,030.00				
1,74,500	To Guest Lecture Expenses	1,13,700.00				69,07,734.49
-	To Faculty Development	2,950.00				
70,438	To Finance charges	13,744.00				
33,617	To Function, Training, Programme Exp	1,95,415.00				
80,000	To Inspection fees & Affiliation fees	1,85,000.00				
3,18,092	To Insurance	1,82,425.00				
1,26,673	To Staff & Student Safety Insurance	1,31,511.00				
4,86,675	To Fuel Exp.	7,67,877.00				
12,311	To Misc. Exps.	3,43,298.00				
99,757	To Postage, Telephone & Periodicals	1,06,220.00				
1,72,346	To Printing & Stationery	2,63,676.00				
28,471	To Computer Maintenance	47,604.00				
2,99,116	To ESI	3,34,627.00				
74,327	To Repair & Maintenance	4,57,995.00				
19,52,583	To Gratuity	24,10,681.00				
11,107	To Registration, Renewals & Taxes	2,131.00				
3,14,28,355	To Salary	4,07,58,719.00				
2,06,095	To Staff & Student welfare	48,370.00				
12,52,811	To Security Charges	11,55,849.00				
7,88,422	To Students' study materials	22,26,314.75				
2,79,941	To Subscriptions	2,54,850.00				
2,18,144	To Journal & Study Magazine	16,070.00				
3,43,504	To Vehicle Maintenance	3,73,046.00				
16,515	To Verification charges	23,890.00				
-	To NCC Exps	480.00				
11,98,724	To Provident Fund	12,54,083.00				
1,51,293	To Internet & Web Designing charges	1,65,899.20				
-	To Industrial Visit	1,475.00				
1,31,652	To Medical Exp	28,329.00				
-	To Loss on sale of asset	5,000.00				
-	To Rent	97,384.00				
22,600	To Sport & Annual Day Exp					
68,782	To Covid Exp	2,84,362.00				
-	To Software Maintenance	55,32,821.00				
69,98,923	To Depreciation					
4400178.35	To Excess of Income over					
5,34,84,004		6,05,22,726.50	5,34,84,004			6,05,22,726.50




PLACE DATED

CHENNAI  
05/09/2022

S. Sagar Senthil  
SECRETARY

PRINCIPAL  
SALIM MUHAMMED SALEGH  
COLLEGE OF ENGINEERING  
AVADI - IAF, MUTHRAPUDUPE  
CHENNAI 600 055

As per our Report of Even Date  
For Yeazdi & Co.  
Chartered Accountants  
S. Satishkumar  
Proprietor  
M.No.: 020280



LIABILITIES		Rs.ps	L.Y.F.	ASSETS	Rs.ps
4,61,44,418	Aalim Muhammed Saiegh Trust	5,24,54,767.43		<b>Fixed Assets</b>	
	Less				
44,00,178	Excess of Exp over Income	69,07,734.49		(As per schedule)	2,84,16,516.05
5,05,44,596			4,55,47,032.94	3,30,98,514	
	<b>Loans:</b>			<b>Current Assets:</b>	
7,23,506	PNB Loan			75,715.00	75,715.00
	<b>Current Liabilities</b>			17,260.00	17,260.00
1,21,350	Prepaid fee	67,310.00		10,08,887.00	11,59,587.00
1,39,702	Other Liabilities	16,400.00		11,213.00	11,213.00
5,23,289	Sundry Creditors	3,83,678.55		1,65,11,204.00	2,01,26,473.00
61,53,500	Caution Deposit from Students	63,83,500.00		12,030.16	10,062.00
2,18,364	PF Payable	2,03,072.00		1,11,10,381.15	51,58,067.82
61,772	ESI Payable	59,504.00		12,075.00	12,075.00
9,460	Scholarship Payable	9,460.00		2,71,679.00	5,57,791.00
20,348	TDS Payable	1,55,762.00		14,899.00	14,899.00
33,08,403	Salary payable	32,34,791.00		(8,376.00)	31,274.00
24,650	NSS	69,150.00		(10,000.00)	
15,320	Excess PF Refund to staffs	15,320.00		6,51,582.62	3,29,769.62
(2,72,257)	AMS Engineering College Hostel				17,60,132.00
37,000	AMS Polytechnic college	17,500.00			
2,95,850	University Registration Fee	6,08,500.00			
1,93,290	Electricity Charges Payable	1,99,958.00			
3,30,900	University Sports Fee	5,50,800.00			
1,91,096	Excess Paid Refundable	1,54,096.00			
-	Rent Payable	5,000.00			
1,36,925	Professional Tax Payable				
6,27,77,064		5,76,80,834.49	6,27,77,064		5,76,80,834.49

PLACE  
DATED

:CHENNAI

: 05/09/2022

S. Sagar Ganesan


SECRETARY

*[Signature]*  
TRUSTEE

As per our Report of Even Date  
For Yezdi & Co.  
Chartered Accountants

*[Signature]*


S. Satishkumar  
Proprietor  
M.No.: 020280



PRINCIPAL  
AALIM MUHAMMED SALEGH  
COLLEGE OF ENGINEERING  
AVADI - IAF, MUTHAPUDUPE  
CHENNAI 600 055



Name of Assets	Rate %	WDV as on 01.04.2021	Additions	Deletions	Total	Dep. for the year	WDV as on 31.03.2022
Furniture & Fittings	10.00	61,67,166.44			61,67,166.44	6,16,717.00	65,50,449.44
Electrical Fittings & Equipments	15.00	13,93,989.19	15,970.00		14,09,929.19	2,10,292.00	11,99,637.19
Lab Equipments	15.00	47,914.63	64,900.00		1,12,814.63	12,055.00	1,00,759.63
ECE Lab Equipments	15.00	5,78,305.65			5,78,305.65	86,746.00	4,91,559.65
EEE Lab Equipments	15.00	3,90,889.71			3,90,889.71	58,633.00	3,32,256.71
Mech. Lab Equipments	15.00	23,61,092.26			23,61,092.26	3,54,163.00	20,06,929.26
Civil Lab Equipments	15.00	10,64,208.15			10,64,208.15	1,69,631.00	9,04,577.15
Physics Lab Equipments	15.00	42,650.09			42,650.09	6,398.00	36,252.09
Chemistry Lab Equipments	15.00	38,796.98			38,796.98	5,820.00	32,976.98
Audio & Video Visual systems	15.00	4,48,613.94			4,48,613.94	67,292.00	3,81,321.94
Library Books	15.00	30,34,455.27	33,662.00		30,68,117.27	4,60,218.00	26,07,899.27
Computer & Peripherals/Lap tops	40.00	33,38,994.08			33,38,994.08	13,35,598.00	20,03,396.08
Software Licences	40.00	1,19,132.98			1,19,132.98	47,652.00	71,480.98
Dot matrix/HP/Laser Printer/Digital Copier	15.00	4,36,538.93	6,94,420.00	2,28,329.00	9,02,629.93	1,35,394.00	7,67,235.93
Motor Buses, Van & Sumo	15.00	33,47,719.53			33,47,719.53	5,02,157.00	28,45,562.53
Xerox Machine & Scanner	15.00	2,93,158.22			2,93,158.22	43,974.00	2,49,184.22
Hologram - Embossing Rollar Machine	15.00	4,514.50			4,514.50	677.00	3,837.50
EPABX Systems & Software	15.00	4,52,010.12			4,52,010.12	67,802.00	3,84,208.12
Sports & Office Equipments	15.00	4,42,873.70			4,42,873.70	66,431.00	3,76,442.70
Heater & Cooler	15.00	16,605.17			16,605.17	2,491.00	14,114.17
TV & Camera & Telephone	15.00	3,12,905.20			3,12,905.20	46,936.00	2,65,969.20
Cycle & kerosin cycle	15.00	9,939.21			9,939.21	1,491.00	8,448.21
Fire Extinguisher	15.00	63,169.17			63,169.17	9,476.00	53,694.17
Generator	15.00	72,835.13			72,835.13	10,925.00	61,910.13
Internet Tower	15.00	34,249.70			34,249.70	5,137.00	29,112.70
Air Conditioners	15.00	24,09,412.66			24,09,412.66	3,61,412.00	20,48,000.66
Sound Systems	15.00	3,445.96			3,445.96	517.00	2,928.96
Water Cooler & Purifier	15.00	3,74,026.29			3,74,026.29	56,104.00	3,17,922.29
Pumpset	15.00	195.91			195.91	29.00	166.91
Refrigerator	15.00	2,685.27			2,685.27	403.00	2,282.27
Motor Cycle & Scooty	15.00	8,403.61			8,403.61	1,261.00	7,142.61
LCD/MM Projector	15.00	15,11,603.05			15,11,603.05	2,26,740.00	12,84,863.05
Grass Cutter Machine	15.00	89,738.05			89,738.05	13,461.00	76,277.05
Gym Equipments	15.00	1,18,317.64			1,18,317.64	17,748.00	1,00,569.64
UPS	15.00	14,65,632.23	2,70,200.00		17,25,732.23	2,38,595.00	14,87,137.23
Mobile Phones	15.00	4,032.51			4,032.51	604.00	3,428.51
Honda Shine(TNBV6511)	15.00	8,277.56			8,277.56	1,242.00	7,035.56
Welghing Scale Electronic	15.00	1,768.82			1,768.82	265.00	1,503.82
Fax machine	15.00	1,628.70			1,628.70	244.00	1,384.70
Interior Decoration & Partitions	10.00	17,88,500.01			17,88,500.01	1,78,850.00	16,09,650.01
Writing Equipments	15.00	1,90,102.87			1,90,102.87	28,515.00	1,61,587.87
ELGI Air compressor	15.00	16,614.60			16,614.60	2,342.00	13,272.60
Identity Card Printer	15.00	45,845.30			45,845.30	6,877.00	38,968.30
Currency Counting machine	15.00	13,240.03			13,240.03	1,986.00	11,254.03
Electronic Lamination & Paper	15.00	1,867.36			1,867.36	280.00	1,587.36
Honda Activa TN12A6518	15.00	17,467.95			17,467.95	2,620.00	14,847.95
Microwave Oven	15.00	3,314.37			3,314.37	497.00	2,817.37
Safety Locker	15.00	20,837.50			20,837.50	3,131.00	17,706.50
Finger Print Machine	15.00	29,523.00			29,523.00	4,428.00	25,095.00
Air Plant	15.00	19,633.00			19,633.00	2,945.00	16,688.00
Mobile Cycle	15.00	3,479.85			3,479.85	522.00	2,957.85
Solar PV Power Plant	15.00	3,44,803.00			3,44,803.00	51,720.00	2,93,083.00
Networking Equipments	15.00	1,02,519.00			1,02,519.00	15,378.00	87,141.00
<b>Total</b>		<b>3,30,98,514.05</b>	<b>10,79,152.00</b>	<b>2,28,329.00</b>	<b>3,39,49,337.05</b>	<b>55,32,821.00</b>	<b>2,84,16,516.05</b>



**PRINCIPAL**  
**AALIM MUHAMMED SALEGH**  
**COLLEGE OF ENGINEERING**  
**AVADI - IAF, MUTHAPUDUPE**